

GENERAL PURPOSE VALVES



Note: This valve also available as an operator. Refer to following page.

Series 15 >> Model 153

3-Way Normally Closed Valve – Exhaust to Atmosphere

The little black box – magnetic components encased in epoxy for durability and reliability. Interior parts are stainless steel and anodized aluminum. The valves may be used with air, inert gas and liquid media at pressures from vacuum to 200 psi – depending upon orifice size and configuration. For those who require extra heat resistance and media compatibility, FKM and other elastomers are available.

- **Small, lightweight and economical.**
- **Operating pressures from vacuum to 200 psi.**
- **Quality design and construction.**

OPERATING CONDITIONS

Media: Air, water, and other fluids compatible with standard Buna seals. Hot water, steam, gasoline, and many oils require special seal materials. (Series 15 pressure ratings may change due to the viscosity of the liquid.)*

Valve Temperature Range: Standard Valves - 0°F (-18°C) to 104°F (40°C) ambient; 0°F (-18°C) to 150°F (65°C) media. Optional Valves - can tolerate much higher or much lower ambient and media temperatures.*

Maximum Operating Pressure Differentials: See table on proceeding page.

Burst Pressure: 5,000 PSI

Leakage: Bubble tight for standard valves.

Vacuum: To 5 Microns*

ELECTRICAL CHARACTERISTICS

Coil Voltage: 4.8 to 277V AC 60 HZ. and 4.4 to 255V AC 50 HZ. – 3.0 to 180V DC

Nominal Power: AC – 8.5 Watts, DC – 10.5 Watts

Coil Construction: Molded Class F. (155°C)

Typical Response Time on Air: 4 - 16 Milliseconds

Operating Speed: Up to 600 CPM

Duty Cycle: Continuous

MECHANICAL CHARACTERISTICS

Body: Anodized Aluminum (Std.)

Internal Components: Stainless Steel

Elastomers: Nitrile (Buna) (Std.). Many other elastomers available.*

Orifice Diameter: See table on proceeding page.

Porting: 1/8" NPT (Std.)

Housing: Lead wires, 1/2" NPT Conduit and DIN Style Connector.

Listings: Most valves are UL and CSA listed.*

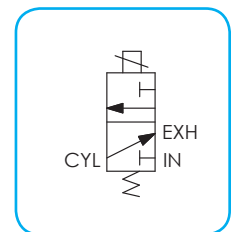
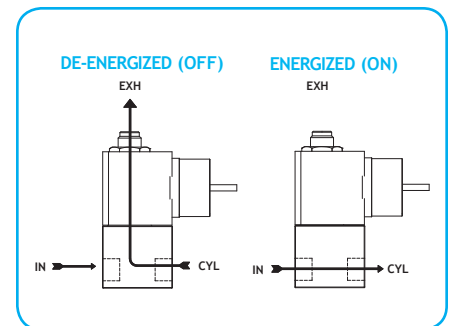
Life Expectancy: Millions of cycles, depending on application, lubrication, etc.


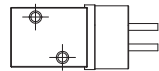
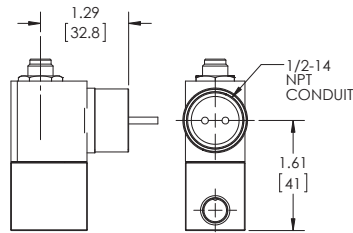
Valve Weight: 0.27 lb to 0.30 lb depending on model and housing style.

Repair Packs: See table on proceeding page.

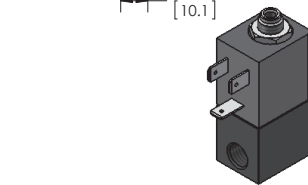
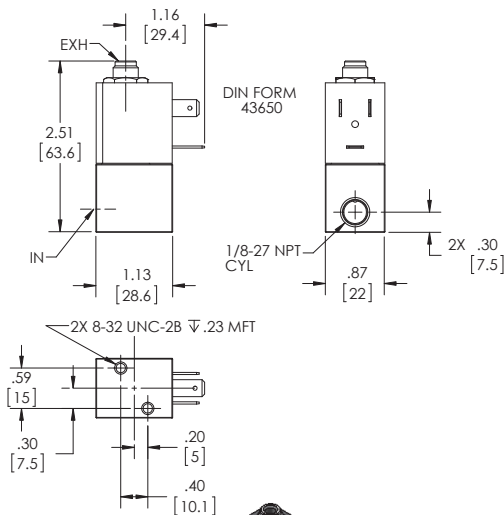
Options: Round Brass or Stainless Steel Body, Stackable Construction, Alternate Elastomers and Magnetic Latching Coil. Female DIN Style Connector Part Number 50-17029 *

* Consult representative or factory for options and specifications.

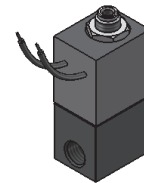
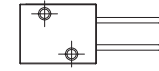
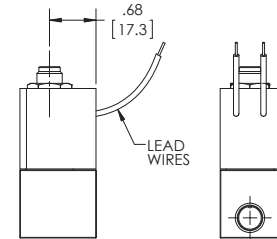




**SERIES 15
MODEL 153
3WNC EXHAUST TO ATMOSPHERE
CONDUIT CONNECTION**



**SERIES 15
MODEL 153
3WNC EXHAUST TO ATMOSPHERE
DIN STYLE**



**SERIES 15
MODEL 153
3WNC EXHAUST TO ATMOSPHERE
MOLDED WITH LEADS**

VALVE SPECIFICATIONS

| MAX. OPER. PRESS. DIFF. | | ORIFICE SIZE | | CV FACTOR | | LEAD WIRE | VALVE NUMBER | CONDUIT HOUSING |
|-------------------------|-----|--------------|------|-----------|------|-----------|--------------|-----------------|
| AC | DC | N.C. | N.O. | N.C. | N.O. | | | |
| 200 | 200 | 1/32 | 1/32 | .022 | .020 | 153GG2DGM | 153GG2DEM | 153GG2DCM |
| 150 | 150 | 3/64 | 3/64 | .055 | .048 | 153HH2DGM | 153HH2DEM | 153HH2DCM |
| 150 | 150 | 3/64 | 1/16 | .055 | .075 | 153HJ2DGM | 153HJ2DEM | 153HJ2DCM |
| 100 | 100 | 1/16 | 1/16 | .075 | .075 | 153JJ2DGM | 153JJ2DEM | 153JJ2DCM |
| 60 | 60 | 3/32 | 1/16 | .130 | .075 | 153KJ2DGM | 153KJ2DEM | 153KJ2DCM |
| 50 | 50 | 3/32 | 3/32 | .130 | .130 | 153KK2DGM | 153KK2DEM | 153KK2DCM |

ORDERING INFORMATION:

WHEN ORDERING VALVES OR REPAIR PACKS ADD VOLTAGE AND FREQUENCY TO COMPLETE VALVE NUMBER. EXAMPLES: VALVE (153JJ2DGM 120/60) REPAIR PACK (K153JD AC)

WHEN ORDERING OPERATORS ADD THE LETTER "O" TO THE FRONT OF THE VALVE NUMBER, REPLACE BODY PORT NUMBER WITH THE LETTER "D": EXAMPLE: OPERATOR (O153JJDDGM 120/60)