

ORDER
ONLINE

SOLENOID VALVES . . .

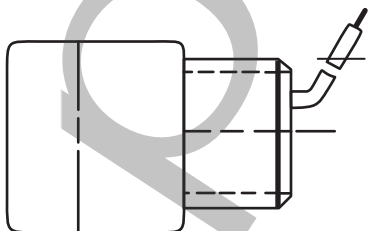
COILS VOLTAGES & FREQUENCIES

The coil chart shows applicable voltages for various frequencies. Specify voltages and frequencies as listed below when ordering. Consult factory for voltages and frequencies not listed.

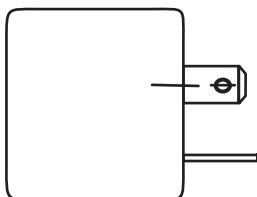
SERIES 15 COIL AND VOLTAGE CHART

A.C. VOLTAGES		D.C. VOLTAGES	CONDUIT ASSEMBLY COIL NO.	LEADWIRE ASSEMBLY COIL NO.	DIN* CONNECTOR ASSEMBLY COIL NO.
60 HZ.	50 HZ.				
8.4	7.7	5.0	15-17040-3	15-17039-3	*15-17034-3
4.8	4.4	3.0	15-17040-4	15-17039-4	*15-17034-4
9.7	8.9	6.0	15-17040-5	15-17039-5	*15-17034-5
12.0	11.0	8.0	15-17040-6	15-17039-6	*15-17034-6
19.5	18.0	12.0	15-17040-9	15-17039-9	*15-17034-9
24.0	22.0	16.5	15-17040-10	15-17039-10	*15-17034-10
38.0	35.0	24.0	15-17040-13	15-17039-13	*15-17034-13
43.0	40.0	28.0	15-17040-14	15-17039-14	*15-17034-14
76.0	70.0	48.0	15-17040-15	15-17039-15	*15-17034-15
120	110	82.0	15-17040-16	15-17039-16	*15-17034-16
61.0	56.0	38.0	15-17040-17	15-17039-17	*15-17034-17
100	91.0	68.0	15-17040-18	15-17039-18	*15-17034-18
240	220	165	15-17040-19	15-17039-19	*15-17034-19
277	255	180	15-17040-20	15-17039-20	*15-17034-20
141	127	102	15-17040-E17	15-17039-E17	*15-17034-E17
260	240	175	15-17040-E21	15-17039-E21	*15-17034-E21
26	24	17.0	15-17040-E10	15-17039-E10	*15-17034-E10
131	120	86.0	15-17040-E16	15-17039-E16	*15-17034-E16
48.0	45.0	30.0	15-17040-12	15-17039-12	*15-17034-12
208	187	140	15-17040-21	15-17039-21	*15-17034-21
58	53	36.0	15-17040-24	15-17039-24	*15-17034-24
214	194	125	15-17040-25	15-17039-25	*15-17034-25
155	140	107	15-17040-E18	15-17039-E18	*15-17034-E18

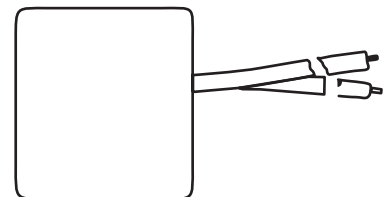
* Din Connector No. 50-17029 not included with coil



CONDUIT STYLE



EUROPEAN STYLE



LEADED STYLE

SOLENOID VALVES . . .

ORDER
ONLINE

The coil chart shows applicable voltages for various frequencies. Specify voltages and frequencies as listed below when ordering. Consult factory for voltages and frequencies not listed.

SERIES 20, 80 COIL CHART

A.C. VOLTAGES		D.C. VOLTAGES	NON-MOLDED COIL NO.	MOLDED COIL NO.
60 HZ.	50 HZ.			
6	5	1.8	2C-102-A24	2C-2-K24
7	6	2.2	2C-103-A24	2C-3-K24
12	10	3.7	2C-104-A24	2C-4-K24
14	12	4.4	2C-105-A24	2C-5-K24
19	17	6	2C-106-A24	2C-6-K24
24	21	7.5	2C-107-A24	2C-7-K24
28	24	9	2C-108-A24	2C-8-K24
30	26	9.5	2C-109-A24	2C-9-K24
38	33	12	2C-110-A24	2C-10-K24
48	42	15	2C-111-A24	2C-11-K24
55	48	18	2C-112-A24	2C-12-K24
77	67	24	2C-113-A24	2C-13-K24
120	100	38	2C-114-A24	2C-14-K24
138	120	45	2C-115-A24	2C-15-K24
157	135	48	2C-116-A24	2C-16-K24
240	208	75	2C-117-A24	2C-17-K24
360	314	115	2C-118-A24	2C-18-K24
380	330	120	2C-119-A24	2C-19-K24
480	415	150	2C-120-A24	2C-20-K24
575	500	187	2C-121-A24	2C-21-K24
730	635	240	2C-122-A24	2C-22-K24
825	720	265	2C-123-A24	
400	345	125	2C-125-A24	2C-25-K24
204	175	60	2C-126-A24	2C-26-K24
265	230	80	2C-127-A24	2C-27-K24
110	95	35	2C-130-A24	2C-30-K24
650	560	220	2C-131-A24	2C-31-K24
175	155	55	2C-132-A24	2C-32-K24
85	75	28	2C-133-A24	2C-33-K24
145	127	45	2C-134-A24	2C-34-K24
600	517	188		2C-35-K24
16	14	4.8	2C-136-A24	
320	275	100		2C-37-K24
120/240	(dual voltage coils)		2C-138-A24	(Non-molded only)
240/480	(dual voltage coils)		2C-139-A24	(Non-molded only)
120	110	42	2C-140-A24	2C-40-K24
24	24	7	2C-141-A24	2C-41-K24
240	220	77	2C-143-A24	2C-43-K24
220	188	65	2C-144-A24	2C-44-K24
230	200	67	2C-145-A24	2C-45-K24
67	60	20	2C-146-A24	2C-46-K24
EXPORT COILS				
126	110	42	2CE-114-A24	2CE-14-K24
135	115	44	2CE-115-A24	2CE-15-K24
255	220	78	2CE-116-A24	2CE-16-K24
275	240	90	2CE-117-A24	2CE-17-K24
435	380	145	2CE-119-A24	2CE-19-K24
500	440	172	2CE-120-A24	2CE-20-K24
100	85	32	2CE-140-A24	2CE-29-K24
DIODE RECTIFIED COILS				
240			2CD-117-A24	
120			2CD-128-A24	
24			2CD-131-A24	
115/400			2CD-132-A24	
120	110		20-17067	
		24	20-17073	

SOLENOID VALVES . . .

The coil chart shows applicable voltages for various frequencies. Specify voltages and frequencies as listed below when ordering. Consult factory for voltages and frequencies not listed.

SERIES 30 COIL CHART

A.C. VOLTAGES		D.C. VOLTAGES	NON-MOLDED COIL NO.	MOLDED COIL NO.
60 HZ.	50 HZ.			
6	5.2	2	3C-101-A24	3C-1-K24
7.8	6.7	2.5	3C-102-A24	3C-2-K24
9	7.7	3	3C-103-A24	3C-3-K24
			3C-104-A24	3C-4-K24
			3C-105-A24	3C-5-K24
12	10	4	3C-106-A24	3C-6-K24
16	14	5	3C-107-A24	3C-7-K24
18	15	6	3C-108-A24	3C-8-K24
24	20	7.8	3C-109-A24	3C-9-K24
27	23	9	3C-110-A24	3C-10-K24
37	32	12	3C-111-A24	3C-11-K24
48	40	15	3C-112-A24	3C-12-K24
100	85	33	3C-113-A24	3C-13-K24
73	60	24	3C-114-A24	3C-14-K24
82	70	28	3C-115-A24	3C-15-K24
120	100	40	3C-116-A24	3C-16-K24
145	127	48	3C-117-A24	3C-17-K24
140	120	47	3C-118-A24	3C-18-K24
240	204	80	3C-119-A24	3C-19-K24
325	280	115	3C-120-A24	3C-20-K24
345	295	120	3C-121-A24	3C-21-K24
480	410	160	3C-122-A24	3C-22-K24
575	500	200	3C-123-A24	3C-23-K24
630	540	230	3C-124-A24	3C-24-K24
360	310	125	3C-125-A24	3C-25-K24
204	175	65	3C-126-A24	3C-26-K24
110	95	38	3C-127-A24	3C-27-K24
650	560	240	3C-128-A24	3C-28-K24
185	157	60	3C-133-A24	3C-33-K24
63	54	20	3C-134-A24	3C-34-K24
79	68	26	3C-135-A24	3C-35-K24
76	65	25	3C-136-A24	3C-36-K24

EXPORT COILS

14	12	4.8	3CE-106-A24	3CE-6-K24
28	24	9.5	3CE-109-A24	3CE-9-K24
57	48	19	3CE-112-A24	3CE-12-K24
128	110	42	3CE-116-A24	3CE-16-K24
255	220	90	3CE-119-A24	3CE-19-K24
280	240	95	3CE-120-A24	3CE-20-K24
440	380	150	3CE-122-A24	3CE-22-K24
515	440	185	3CE-123-A24	3CE-23-K24

DIODE RECTIFIED COILS

120	110 & 120		3CD-116-A24	
240	220 & 240		3CD-130-A24	
24	24		3CD-131-A24	

SOLENOID VALVES . . .

ORDER
ONLINE

The coil chart shows applicable voltages for various frequencies. Specify voltages and frequencies as listed below when ordering. Consult factory for voltages and frequencies not listed.

SERIES 50 COIL CHART

A.C. VOLTAGES		D.C. VOLTAGES	NON-MOLDED COIL NO.	MOLDED COIL NO.
60 HZ.	50 HZ.			
6	5.4	3	5C-103-A24	5C-3-K24
7.8	7	3.8	5C-104-A24	5C-4-K24
8.5	7.7	4.4	5C-105-A24	5C-5-K24
12	11	6	5C-106-A24	5C-6-K24
14	13	7	5C-107-A24	5C-7-K24
18.5	17	9	5C-108-A24	5C-8-K24
24	22	12	5C-109-A24	5C-9-K24
32	29	16	5C-110A24	5C-10-K24
39	35	20	5C-111-A24	5C-11-K24
45	41	23	5C-112-A24	5C-12-K24
48	43	24	5C-113-A24	5C-13-K24
54	48	28	5C-114-A24	5C-14-K24
94	85	47	5C-115-A24	5C-15-K24
120	110	60	5C-116-A24	5C-16-K24
153	138	76	5C-117-A24	5C-17-K24
208	185	100	5C-118-A24	5C-18-K24
240	215	120	5C-119-A24	5C-19-K24
348	312	180	5C-120-A24	5C-20-K24
480	432	253	5C-121-A24	5C-21-K24
520	467	275	5C-122-A24	5C-22-K24
575	515	300	5C-123-A24	5C-23-K24
392	354	200	5C-124-A24	5C-24-K24
62	55	33	5C-127-A24	N/A
70	63	36	5C-130-A24	5C-30-K24
176	165	90	5C-131-A24	5C-31-K24
16	15	7.8	5C-132-A24	N/A
245	215	115	5C-141-A24	5C-41-K24

EXPORT COILS

6.7	6	3.5	5CE-104-A24	5CE-4-K24
13	12	7	5CE-107-A24	5CE-7-K24
26	24	14	5CE-110-A24	5CE-10-K24
100	91	49	5CE-115-A24	5CE-15-K24
111	100	57	5CE-116-A24	5CE-16-K24
141	127	72	5CE-117-A24	5CE-17-K24
223	200	118	5CE-119-A24	5CE-19-K24
245	220	125	5CE-120-A24	5CE-20-K24
270	240	143	5CE-121-A24	5CE-21-K24
425	380	230	5CE-122-A24	5CE-22-K24
490	440	252	5CE-123-A24	5CE-23-K24
256	230	139	5CE-124-A24	5CE-24-K24
460	415	240	5CE-125-A24	5CE-25-K24

DIODE RECTIFIED COILS

24	24		5CD-109-A24	
100	115/400Hz		5CD-116-A24	
240	220 & 240		5CD-119-A24	
120	110 & 120		5CD-124-A24	

DUAL VOLTAGE

120/240			5C-125-B24	
240/480			5C-126-B24	

SOLENOID VALVES . . .

The coil chart shows applicable voltages for various frequencies. Specify voltages and frequencies as listed below when ordering. Consult factory for voltages and frequencies not listed.

SERIES 70 COIL CHART

A.C. VOLTAGES		D.C. VOLTAGES	NON-MOLDED COIL NO.	MOLDED COIL NO.
60 HZ.	50 HZ.			
12	11	2.5	7C-101-A24	7C-1-K24
16	14	3.3	7C-102-A24	7C-2-K24
24	21	5	7C-103-A24	7C-3-K24
28	25	6	7C-104-A24	7C-4-K24
			7C-105-A24	7C-5-K24
41	37	8	7C-106-A24	7C-6-K24
48	43	10	7C-107-A24	7C-7-K24
55	49	12	7C-108-A24	7C-8-K24
97	87	20	7C-109-A24	7C-9-K24
110	98	24	7C-110-A24	7C-10-K24
120	110	26	7C-111-A24	7C-11-K24
140	124	28	7C-112-A24	7C-12-K24
150	135	32	7C-113-A24	7C-13-K24
240	220	50	7C-114-A24	7C-14-K24
204	182	46	7C-115-A24	7C-15-K24
395	355	82	7C-116-A24	7C-16-K24
480	430	100	7C-117-A24	7C-17-K24
540	485	120	7C-118-A24	7C-18-K24
575	515	125	7C-119-A24	7C-19-K24
1050	940	220	7C-120-A24	7C-20-K24
159	143	36	7C-121-A24	7C-21-K24
1150	1035	250	7C-122-A24	7C-22-K24
315	287	67	7C-123-A24	7C-23-K24
338	307	72	7C-124-A24	7C-24-K24
960	860	198	7C-125-A24	7C-25-K24

EXPORT COILS

13	12	2.7	7CE-102-A24	7CE-2-K24
26	24	5.3	7CE-104-A24	7CE-4-K24
53	48	11.5	7CE-107-A24	7CE-7-K24
100	90	21	7CE-109-A24	7CE-9-K24
112	100	25	7CE-110-A24	7CE-10-K24
140	127	30	7CE-113-A24	7CE-13-K24
255	230	53	7CE-114-A24	7CE-14-K24
265	240	60	7CE-115-A24	7CE-15-K24
420	380	92	7CE-116-A24	7CE-16-K24
490	440	102	7CE-117-A24	7CE-17-K24
225	204	48	7CE-120-A24	7CE-20-K24

DIODE RECTIFIED COILS

24	24		7CD-108-A24	
	115/400 Hz		7CD-114-A24	
120	110 & 120		7CD-115-A24	
240	220 & 240		7CD-118-A24	

Valve Temperature Range: STANDARD VALVES – 0°F (-18°C) to 104°F (40°C) ambient; 0°F (-18°C) to 150°F (65°C) media. OPTIONAL VALVES – can tolerate much higher or much lower ambient and media temperatures. Consult factory for specifics.