


# SOLENOID VALVES . . . Manifolds

## Broad Range of Solenoid Valve Manifolds



*Typical of the standard and custom brass, aluminum, and stainless steel manifolds and stacking bodies we produce are (clockwise from 6) anodized aluminum modular stacking bodies with a variety of valve housings and common tie rod; anodized aluminum 2-station manifold with Series 50 conduit valves; 4-station manifold with Series 50 grommet valves; stainless steel 8-station directional control valve with Series 30 conduit valves; special 2-station aluminum block with Series 20 spade terminal coils; brass 3-station manifold with Series 15 DIN style connectors; brass manifold with 2-way NC Series 30 grommet valves; and 6-station anodized aluminum manifold with Series 50 yoke/spade terminal coils.*


Standard, conventional, one-piece machined stainless steel, aluminum, or optional brass solenoid valve manifolds allow the economical, low profile grouping of valves in compact arrays. Like any other purpose-designed, machined component, these manifolds are perfect for fixed, continuous operations such as beverage dispensing. They are configurationally inflexible.

In an effort to solve these problems while retaining the simplicity and convenience of standard solenoid valve manifolds, we developed a line of modular, stainless steel and anodized aluminum stacking valve bodies linked together with common tie rods. For horizontal or vertical mounting, these stacking bodies simplify in-the-field solenoid valve addition or replacement and accommodate models from Coast's standard Series 50 and 15 valve series. These manifold building blocks simplify both OEM and user inventories; custom manifolds can be constructed using a variety of solenoid valve types in linear arrays. Each modular valve body is precision machined, drilled, and tapped just as complete manifolds are: The basic difference is that they are linked together by common threaded tie rods, with modules sealed from each other with O-rings, and sandwiched, as a group, together with precision machined end caps. The result is a unique and proprietary method for creating and altering groupings of solenoid valves while maintaining the significantly reduced potential for leakage and thread damage for which one-piece manifolds were originally designed.

## Easily Mounted Screw-In Solenoid Valve Bodies Now Offered

We now produce new, brass, screw-in solenoid valve bodies offering simplified assembly, disassembly, and field replacement.


Our new screw-in valve bodies speed and simplify valve-to-manifold attachments. To help eliminate leakage and provide the required high burst pressure ratings, brass valve bodies are offered with 1/8" NPT and 1/4" NPT male ports, currently in our Series 50 valves. The standard ports also make the manifolds easier to produce, with one center drill connecting all the valves.



*Our new brass, screw-in solenoid valve bodies with 1/8" NPT or 1/4" NPT male ports simplify valve-to-manifold attachment and manifold production. Shown here is a diagram of a four-station manifold, to which brass bodies with 1/8" NPT ports have been manually attached. Two brass bodies with 1/8" or 1/4" NPT male ports are shown in the foreground.*

# SOLENOID VALVES . . . Manifolds

## Special Valve For CFC Recovery



These are some basic valve and manifold combinations we're providing to the refrigerant recovery/recycle equipment market, including Series 50 and Series 20 (center and lower right) valves. Our built-in back pressure design on some models gives us a leg up by helping to eliminate possible refrigerant leakage to atmosphere during HVACR system servicing.

## Specifications: The Most Common Coast Pneumatics Solenoid Valves For Refrigerant Applications

	Series 20 With Back Pressure	Series 20 Without Back Pressure	Series 50
Valve Type	2-Way Normally Closed	2-Way Normally Closed	2-Way Normally Closed
Orifice Size	5/64	5/64	1/16 or 5/64
Voltage	Any AC or DC voltage	Any AC or DC voltage	5/64: Any AC or DC voltage 1/16: AC or DC voltage
Inlet Pressure	280 psi maximum	300 psi maximum	300 psi maximum
Back Pressure	150 psi maximum	none	none
Power Consumption	12 Watts AC; 9.5 Watts DC	12 Watts AC; 9.5 Watts DC	6.6 Watts AC; 7 Watts DC
Electrical Connections	Spade terminals	Spade terminals	Spade terminals
Body Connections	1/8 NPT pipe ports or copper (sweat) tubing	1/8 NPT pipe ports or copper (sweat) tubing	1/8 NPT pipe ports or manifold mounting
Seals	Neoprene®	Neoprene®	Neoprene®

## Stacking Valve Bodies

The Coast manifold configuration involving stacking valve bodies held together with threaded tie rods is designed for multiple solenoid valve operation and greater flow capacity. Utilizing a standard mounting "footprint" for either common cavity or common orifice, these modular manifolds allow the use of either type within the same manifold. Most importantly, the common flow path through the manifold has been increased almost 700% providing unrestricted flow for quicker response times.

This do-it-yourself building block manifold is widely used in the emission analyzer and gas processing fields. The new style modules are 90% machined and drilled from bar stock. Each module can be in a center or end position in the manifold. A common, pre-drilled port connects all modules in the stack: the finish drilling of each valve module determines the flow pattern through the manifold. It is now possible to mix and match these valve bodies with only minor drilling operations to meet an individual user's application requirements.



- Type Available:** Grommet, Conduit, Spade Terminal or DIN Type
- Coil Options:** Molded and Non-molded
- Series Available:** 15 & 50
- Orifice Sizes:** Refer to Series 15 or 50
- Porting:** 1/8" NPT
- Pressure Rating:** Refer to Series 15 or 50

Stacking valve bodies for Series 15 and 50 solenoid valves consist of passivated 303 stainless steel or anodized aluminum bodies. These components can be assembled in either outboard or center locations within the modular manifold using threaded tie rods.